

# 1 Product Overview

## HDMI-HDCVI Converter

### User's Manual

V1.0.0

1.2.51.18.11457-000

### 1.1 Product Features

- Input HDMI video signal, self-adaptive output HDCVI signal.
- HDMI support mode: 1024\*768@60Hz, 1280\*720@50/60Hz, 1280\*1024@60Hz, 1600\*1200@60Hz, 1920\*1080@50/60Hz.
- HDCVI output format: 720P/50, 720P/60, 1080P/25, 1080P/30.
- LED status indicator shows the working condition of video converter.
- Fully enclosed dustproof design.

### 1.2 Typical Application

The typical application of HDMI-HDCVI Converter is shown in Figure 1-1.

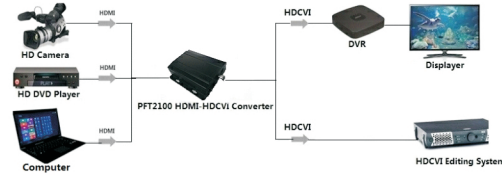


Figure 1-1

#### Note:

- When input HDMI video format is 1280\*720@50Hz, output HDCVI format is 720P/50.
- When input HDMI video format is 1024\*768@60Hz, 1280\*720@60Hz or 1280\*1024@60Hz, output HDCVI format is 720P/60.
- When input HDMI video format is 1920\*1080@50Hz, output HDCVI format is 1080P/25.
- When input HDMI video format is 1600\*1200@60Hz or 1920\*1080@60Hz, output HDCVI format is 1080P/30.

### Important Safeguard and Warning

Please read the following safeguards and warnings carefully before using the product in order to avoid damages and losses.

Note:

- Do not expose the device to lampblack, steam or dust. Otherwise it may cause fire or electric shock.
- Do not install the device at position exposed to sunlight or in high temperature. Temperature rise in device may cause fire.
- Do not expose the device to humid environment. Otherwise it may cause fire.
- The device must be installed on solid and flat surface in order to guarantee safety under load and earthquake. Otherwise, it may cause device to fall off or turnover.
- Do not place the device on carpet or quilt.
- Do not block air vent of the device or ventilation around the device. Otherwise, temperature in device will rise and may cause fire.
- Do not place any object on the device.
- Do not disassemble the device without professional instruction.

Warning:

- Please use battery properly to avoid fire, explosion and other dangers.
- Please replace used battery with battery of the same type.
- Do not use power line other than the one specified. Please use it properly. Otherwise, it may cause fire or electric shock.

### Special Announcement

- This manual is for reference only.
- All the designs and software here are subject to change without prior written notice.
- All trademarks and registered trademarks are the properties of their respective owners.
- If there is any uncertainty or controversy, please refer to the final explanation of us.
- Please visit our website for more information.

# 2 Device Structure

### 2.1 Front Panel

The front panel of HDMI-HDCVI Converter is shown in Figure 2-1.

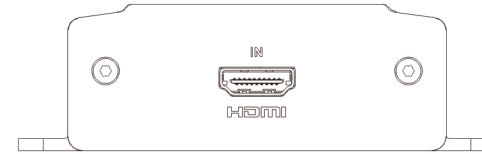


Figure 2-1

Please refer to Sheet 2-1 for more details about port.

Port	Note
HDMI	HDMI video input

Sheet 2-1

### 2.2 Rear Panel

The rear panel of HDMI-HDCVI Converter is shown in Figure 2-2.

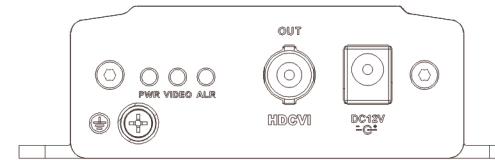


Figure 2-2

Please refer to Sheet 2-2 for more details about indicator light.

Indicator light	Note	Color	Device status
PWR	Power status indicator	Green	Normal power connection
VIDEO	Video source indicator	Green	Normal video access
ALR	Alarm indicator	Red light flashing	Video format which is not supported

Sheet 2-2

Please refer to Sheet 2-3 for more details about port.

Port	Note
HDCVI	HDCVI video output

Sheet 2-3

# 3 Appendix 1 Technical Specifications

Port	Note
Input HDMI Specifications	
Physical port	HDMI
Port specification	HDMI A Type
HDMI version	HDMI 1.3.backward compatibility HDMI1.2 HDMI1.1 and etc.
HDCP version	HDCP1.2
HDMI signal format	EIA/CEA-861D standard
HDMI resolution	1024*768@60Hz, 1280*720@50/60Hz, 1280*1024@60Hz, 1600*1200@60Hz, 1920*1080@50/60Hz
Max transmission rate	10.2Gbps
Input output TMDS signal	0.5-1.5Vp-p ( TMDS )
Input output DDC signal	5Vp-p ( TTL )
Input cable length	≤5m ( AWG26 HDMI1.3 Cable Standard )
Output HDCVI Specifications	
Physical port	BNC
HDCVI format	720P/50, 720P/60, 1080P/25, 1080P/30
Output level	1Vp-p
Output cable length	1080P: 75-5 coaxial cable support 300m 720P: 75-5 coaxial cable support 500m
Output impedance	75 Ω
Video bandwidth	45MHz
Other Specifications	
Indicator light	Power indicator, video source indicator, alarm indicator
Power	DC12V 1A
Power consumption	<5W
Application humidity	10% ~ 90%
High and low temperature	-10℃ ~ 55℃
Weight	315g
Dimension	104.6mm × 96.2mm × 29.5mm
Installation mode	Wall-mounted

#### Note:

- This user's manual is for reference only. Slight difference may be found in user interface.
- All the designs and software here are subject to change without prior written notice.
- All trademarks and registered trademarks are the properties of their respective owners.
- If there is any uncertainty or controversy, please refer to the final explanation of us.
- Please visit our website for more information.