Поставщик систем безопасности: TELECAMERA.RU

Since 1968

COMMAX
SmartHome & Security

User Manual

DOOR STATION DR-nUM / DR-nUS



www.commax.com

COMMAX Co.,Ltd.

COMMAX

- Thank you for purchasing COMMAX products.
- Please carefully read this User's Guide (in particular, precautions for safety) before using a product and follow instructions to use a product exactly.
- The company is not responsible for any safety accidents caused by abnormal operation of the product.

Поставщик систем безопасности: TELECAMERA.RU

Contents

1. Introduction 2
2. Important Safeguard 3
3. Overview 4
4. Operation Methods 5
5. Wiring 6
6. Part List 8
7. Specification 10

Поставщик систем безопасности: TELECAMERA.RU

1. Introduction

Your unit is designed so it can be flush mounted on the or used. When flush mounted on the wall, the stand permils you to the unit for an gular of unit view. The model number is located on the bottom and record the serial number in the space provided below(available). Refer to these numbers whenever you call upon your COMMAX dealer regarding this product.

Model No. Serial No.

To prevent fire or shock hazard, do not expose the unit to rain or moisture.

This symbol is intended to alert the use to the presence of uninsulated **"dangerous Voltage"** within the product' s enclose that may be of sufficient magnitude to constitute a risk of electric shock to persons.

This symbol is intended to alert the use to the presence of important operating and maintemance(servicing) instructions in the literature accompanying the appliance

caution

Risk of electric shock
do not open

CAUTION : To reduce the risk of electric shock, do not remove cover(or back) no user-serviceable part inside refer servicing to qualified service personnel

Поставщик систем безопасности: TELECAMERA.RU

2. Important Safeguard

▲ **Damage Requiring Service**: This equipment from the power source and source and refer servicing to qualified service personnel under the following conditions:

ⓐ when the power is damaged.
ⓑ if liquid has been spilled or objects have fallen into the unit
ⓒ if the equipment has been exposed to rain or water.
ⓓ if the equipment has been dropped or otherwise damaged.
ⓔ when the equipment exhibits a distinct change in performance- this indicates a need for service.

▲ **Water and Moisture**: Do not use this product near water, for example, near a bath tub, wash bowl, kitchen sink, or laundry tub, in a wet basement, or near a swimming pool, and the like.

▲ **Accessories**: The product may fall, causing serious injury to a child or adult, and serious damage to the appliance. Any mounting of the manufacture' s instructions, and should use a mounting accessory recommended by the manufacturer.

▲ **Object and Liquid Entry**: Never push objects of any kind into this product through openings as they may touch dangerous voltage points or short-out parts that could result in a fire or electric shock. Never spill liquid of any kind on the product.

▲ **Lightning**: For added protection for this product before a lightning storm, or when it is left un attached and un used for long periods of time, unplug it from the wall outlt and disconnect the other system. This will prevent damage to the product due to lightning and' power-line surges. If you live in an area heavily prone to lightning storms, it is recommended that you invest in power-line, telephone-line, RFcable and actuator/ polarization surge protectors to protect your appliance system from possible damage

Поставщик систем безопасности: TELECAMERA.RU

3. Overview

DR-nUM

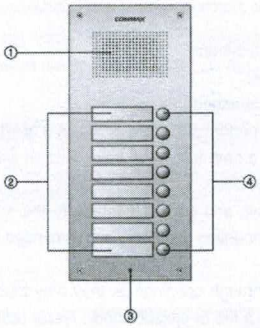

DR-nUS

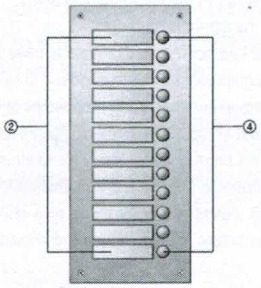

No.	FUNCTIONS	No.	FUNCTIONS
1	SPEAKER	3	MICRO PHONE
2	NAME CARD	4	CALL BUTTON

Поставщик систем безопасности: TELECAMERA.RU

4. Operation Methods

Notice

1. DR-nUM is available to call to a household or talk with a resistant as Master unit.
2. Please install DR-nUS together with DR-nUM DR-nUS is only available to call to a household as this is just a product to extend the number of households on the DR-nUM
3. The word " n " of DR-nUM/DR-nUS means the number of households that you can call

* DR-nUM : DR-2UM / 4UM / 6UM / 8UM
* DR-nUS : DR-4US / 6US / 8US / 10US / 12US

♣ When you press the call button to a desired resident, the calling sound rings
(Notice : The calling sound rings while you only press the call button)

♣You can talk with a resident when they answer your call

Поставщик систем безопасности: TELECAMERA.RU

5. Wiring

(1) DR-nUM installation

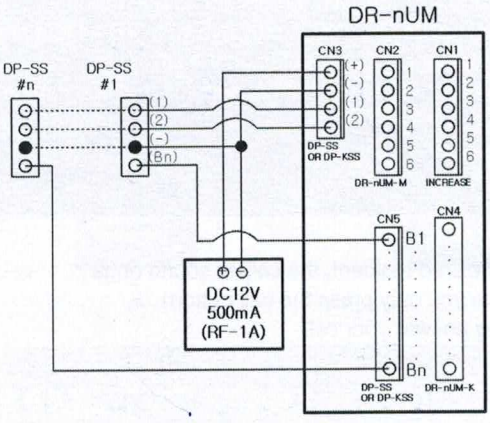

Поставщик систем безопасности: TELECAMERA.RU

(2) DR-nUM installation with DR-nUS, extentional unit

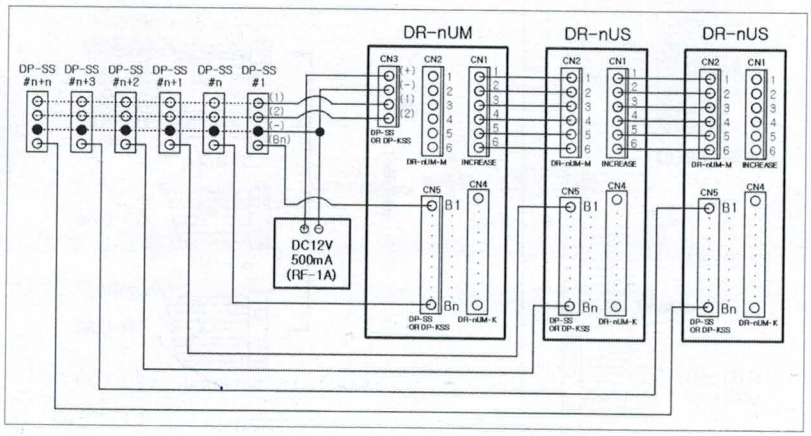

Поставщик систем безопасности: TELECAMERA.RU

6. Part List

[DR-nUM] Part List

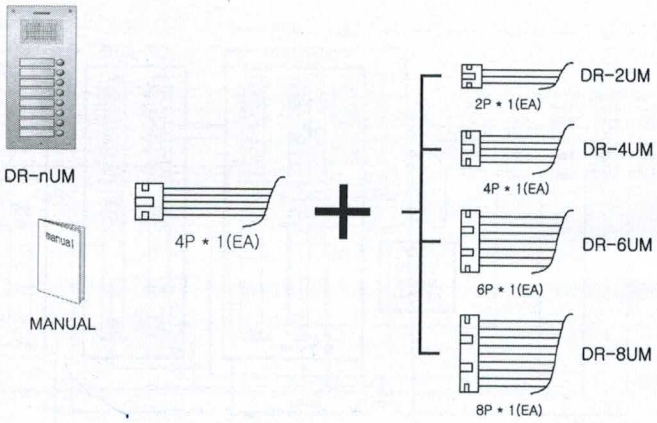

Поставщик систем безопасности: TELECAMERA.RU

[DR-nUS] Part List

DR-nUS



6P * 1(EA)

MANUAL

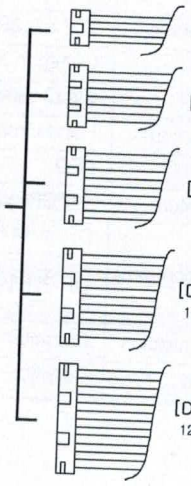

[DR-4US]
4P * 1(EA)

[DR-6US]
6P * 1(EA)

[DR-8US]
8P * 1(EA)

[DR-10US]
10P * 1(EA)

[DR-12US]
12P * 1(EA)

7. Specification

Поставщик систем безопасности: TELECAMERA.RU

Model No.	DR-nUM / nUS				
Power source	12V ⎓, 500mA				
Wiring	Common 3 wires + Individual 1				
	wire(3 wires :1,2,3) (Individual 1wire : L1)				
Conversation	Hands-free				
Display	LED				
Temperature	-10°C(tested up to -40°C) ~ +50°C				
Dimension(mm)	DR-8UM / DR-nUS	142(W) x 315(H) x 50(D)			
	DR-2UM/4UM/6UM)	L : 130(W) x 315(H) x 50(D)			
		M : 130(W) x 250(H) x 50(D)			
Communication	Diameter	Ø 0.5	Ø 0.65	Ø 0.8	Ø 1
Distance	Distance	30m	50m	70m	100m